

Are You Ready To Get your 10,000 i3D\$ Tokens?

REVISIONING STARTUP INVESTING

Alpha Startup Fundraising | Access Control to Alpha Startup Data

Our vision is to redefine how funding is raised by immediately including community as i3D\$ token holders. Our unique Smart NFT (ERC-721) grants you access to the valuable data in our marketplace on the best alpha startups to invest in as defined by our community This forms an essential part of the i3D Protocol for Due Diligence

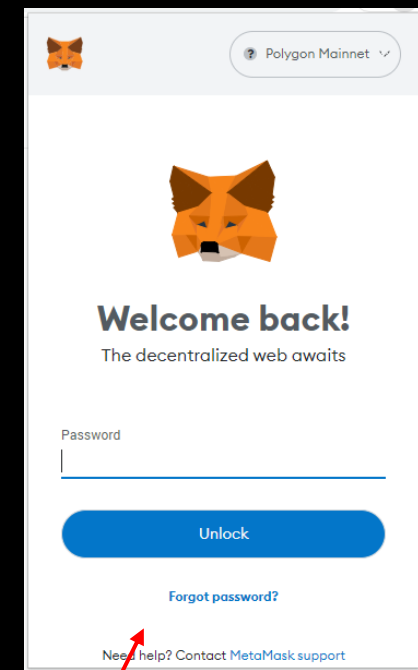
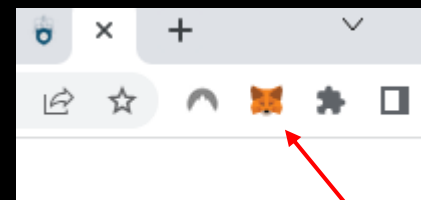
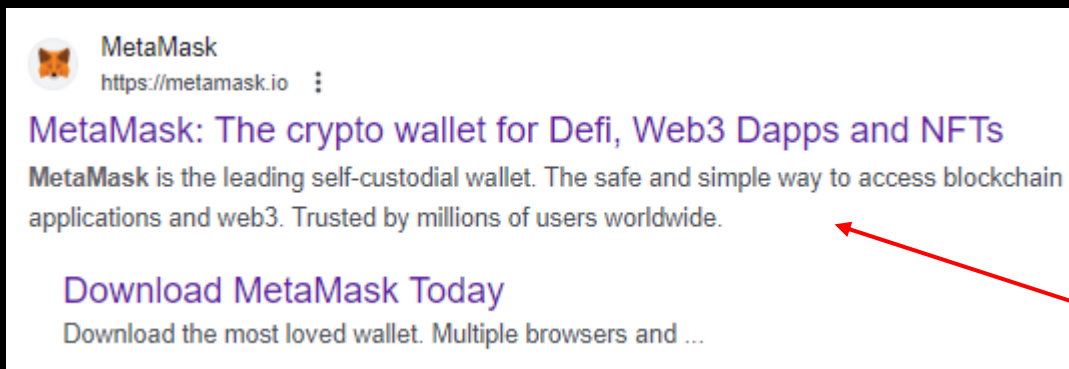
INSTALL METAMASK

1

INSTALL METAMASK browser extension if you don't already have it. It is a wallet that works with Chrome, Firefox, Edge and Brave.
<https://metamask.io/download/>

2

REGISTER ACCOUNT by click on the MetaMask icon in your browser window extensions and follow the steps to register an account if you don't already have one. You will create a new password and the seed phrase during the process. If you do have an account you will need to connect to the existing MetaMask wallet using your password and the seed phrase (if required).



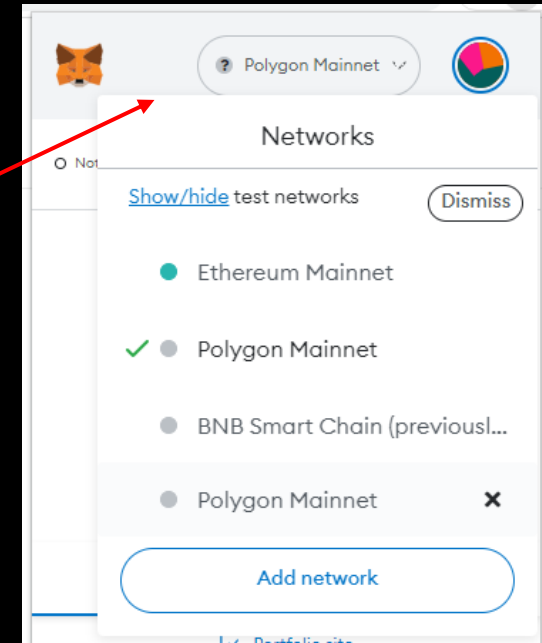
Download Add Extension Setup Account

CONNECT POLYGON NETWORK

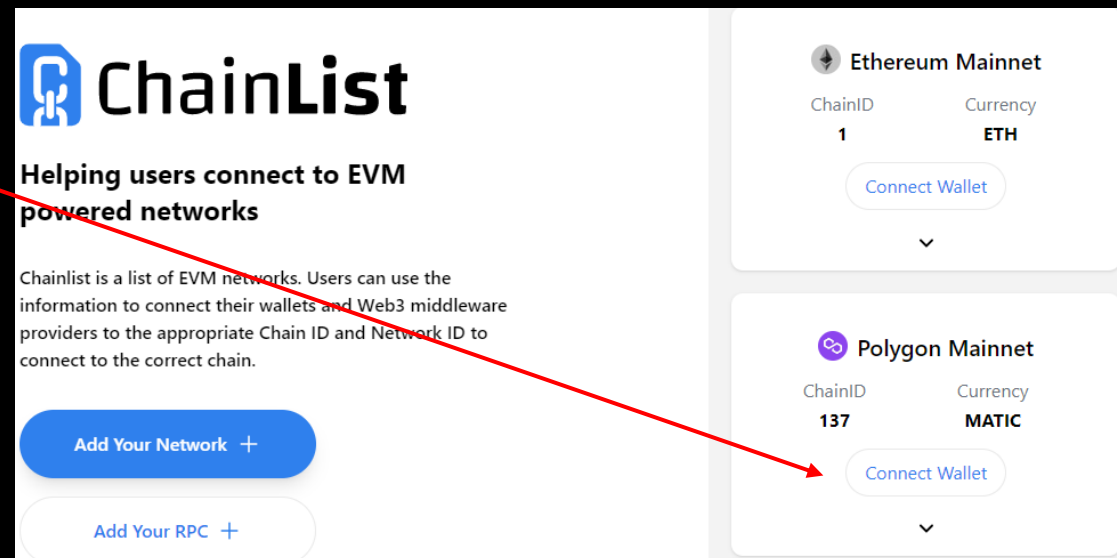
3

CONNECT POLYGON: To Mint an i3D Angel, you need 200 Polygon(MATIC) coins. Connect the Polygon Network to your Metamask wallet by going to <https://chainlist.org/>, finding Polygon Mainnet in the list, and clicking on "Connect Wallet". Then "Add to Metamask". Approve the new network and confirm switching to it.

Click to show networks
Make sure to ADD Polygon Mainnet



If it doesn't show in the dropdown
go to <https://chainlist.org/> and
Connect Polygon Mainnet



YOU DON'T NEED CRYPTO!


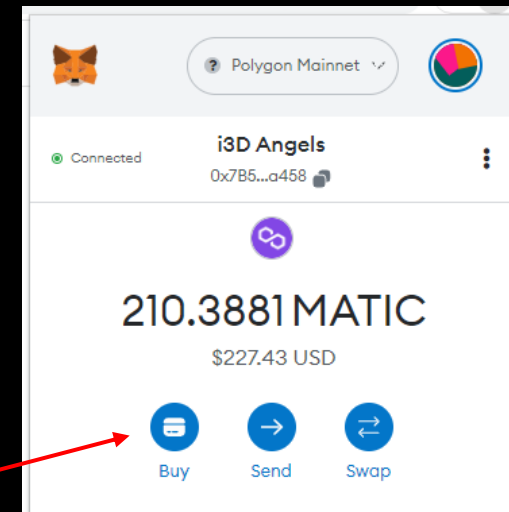
Use your Credit Card

4

BUY MATIC: If you don't have any crypto, you can immediately buy MATIC with your credit card using the BUY option in your dropdown of MetaMask. Click BUY and you will be prompted to use Moonpay or Transak. NB: Buy an extra 1 MATIC to cover transaction fees.

5

OR ADD MATIC to your MetaMask wallet, copy your Polygon address from the MetaMask window and use it for direct deposit from a Polygon wallet elsewhere, **OR switch networks** to Ethereum Mainnet, click "Buy" to buy Ethereum (either via MetaMask or using ETH direct transfer) and use the MetaMask "Swap" feature to convert this ETH to 200 MATIC.



MINT YOUR i3D ANGEL

6 Then come back to the website, refresh it if needed, and click on the Connect to the MetaMask button. Verify that your MetaMask uses Polygon Mainnet and click “Next” to confirm the connection. Make sure that you have at least 200 MATIC to complete the transaction. The Connect to Metamask will change to Mint.

7 Then Click “Mint” and CONFIRM the transaction in your MetaMask pop-up.

8 **BE PATIENT** – You will receive a pop up confirmation of your purchase where you’ll need to provide your email. Once minting process is complete, we will use that email to send you the links to Opensea.io where you can view your i3D Angel and it’s attributes, as well as instructions on accessing the i3D Platform.

Connect to MetaMask

Mint

Please provide your email to receive NFT details once minting is finished

Enter Your Email

Submit

MetaMask Notification

Polygon Mainnet

i3D Angels → 0xBf5...3DAa

DETAILS DATA HEX

Network is busy. Gas prices are high and estimates are less accurate.

Site suggested

Gas (estimated) \$0.10
0.09283104 MATIC

Very likely in < 15 seconds Max fee: 0.09283104 MATIC

Total \$215.90
200.09283104 MATIC

Amount + gas fee Max amount: 200.09283104 MATIC

Reject Confirm

Confirm

YOUR EMAIL



Your Angel is minted



 OpenSea

 polygonscan

Guide to add your Angel to Metamask Desktop Extension

1. Make sure that Polygon network is selected.
2. Click "Import tokens".
3. In the Address field, add this and click Import:
`0x946657D87D311bb15512Ad8cF23712640f691d50`

Login to www.i3d.ai & Connect




Connect to Wallet

Connect

Balance :

Address :




Sign Out

 **GetChip**  
Financial & Commodity Market
Operators & Services Providers
Early Stage

Description

We'll help you seek to build your long term wealth, in the same way the billionaires do.




86% Overall Score 1 Likes 18 Insights

 **Seedsheet**  
Food Market
Early Stage

Description

We're on a Mission to empower everyone to grow their own Food!




85% Overall Score 0 Likes 25 Insights

 **Alts.co**  
Diversified Investment Services
Early Stage

Description

This ain't your grandpa's fund. We are a ground-breaking, first-of-its-kind alternative investment community.

83% Overall Score 0 Likes 62 Insights

 **Upsilon Fund by Influencer Ltd**  
Financial Technology
Early Stage

Description

Upsilon Test Fund & Dry Powder Mining - Capital preservation & passive yields -

83% Overall Score 1 Likes 25 Insights

More Info:
www.invlencer.com